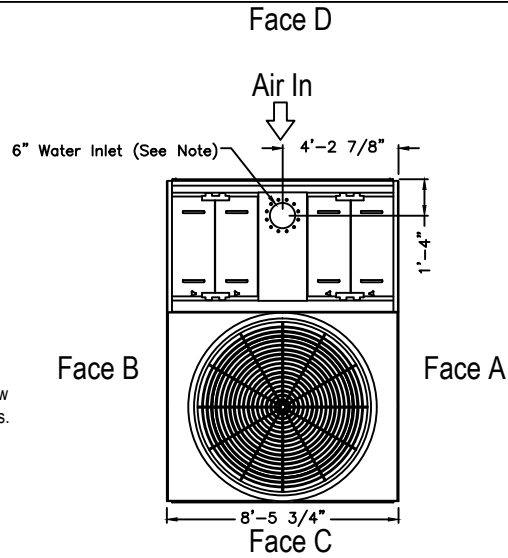
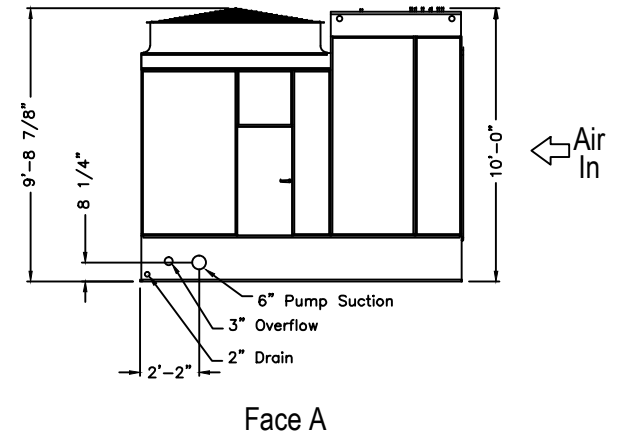
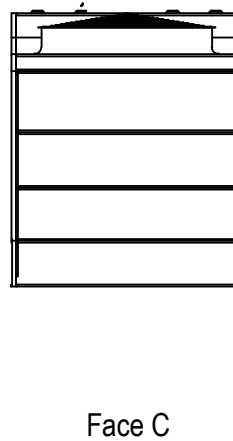
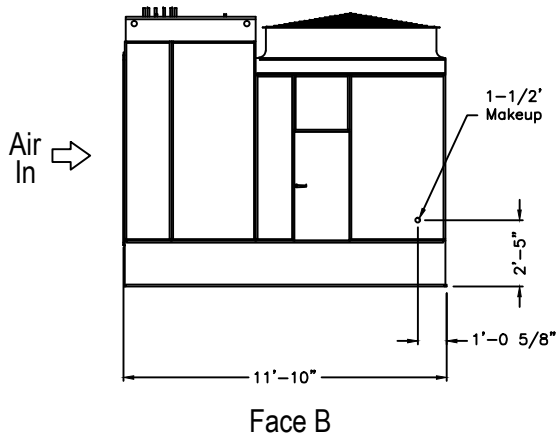


Notes

- 1) All dimensions are in feet and inches. Weights are in pounds and include options and accessories.
- 2) Unless otherwise indicated, connections 3" and smaller are MPT. Connections 4" and larger are grooved to suit a mechanical coupling and beveled for welding.
- 3) Field piping should be fabricated at time of installation. Pre-fabrication of pipe work is not recommended.
- 4) Do not support piping from unit connections. All necessary piping supports to be supplied by others.
- 5) For weight loadings and support requirements, refer to the suggested unit support drawing.
- 6) The area above the fan discharge must be unobstructed.
- 7) Due to height limitations on truck shipments, some items shown may ship loose for field installation.
- 8) Weights and dimensions are for base structure units with no accessories or optional features, values may vary depending upon unit configuration.
- 9) Connection sizes and locations are selected for pump suction applications at the designed flow rates. Sizes and locations may vary depending upon configuration options and design conditions.
- 10) Inlet is Studded Bolt Circle for mating to a 150# class ASME Flange.



| Model Number     | Operating Weight | Shipping Weight | Heaviest Section Weight |
|------------------|------------------|-----------------|-------------------------|
| XES15E-1285-06EN | 8990             | 4200            | 4200                    |
| XES15E-1285-06FN | 9010             | 4220            | 4220                    |
| XES15E-1285-06GN | 9040             | 4250            | 4250                    |
| XES15E-1285-06HN | 9050             | 4260            | 4260                    |
| S15E-1285-06JN   | 9100             | 4310            | 4310                    |
| S15E-1285-06KN   | 9110             | 4320            | 4320                    |
| S15E-1285-06LN   | 9240             | 4450            | 4450                    |



ORDER NO:

DATE: **3/18/2014**



**BALTIMORE AIRCOIL COMPANY**

**Series 1500 Single Cell Unit Print  
1285-06**

DRAWING NUMBER:  
**UP-XE-S15E-1285-06**