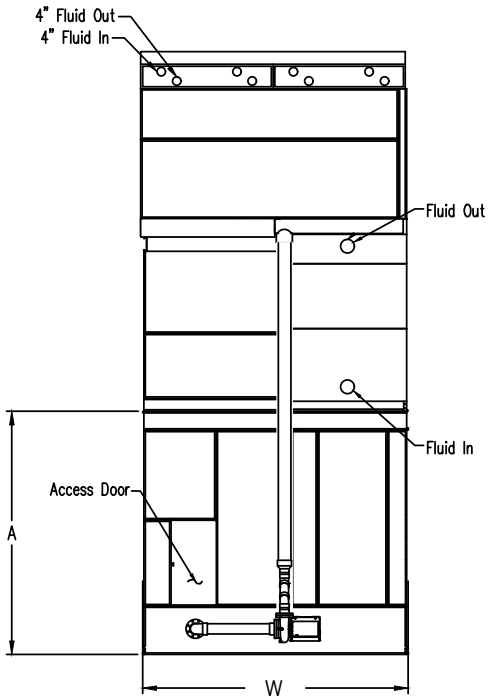
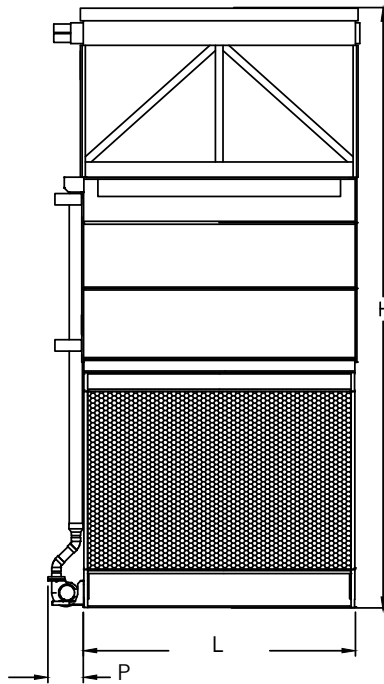


HXV

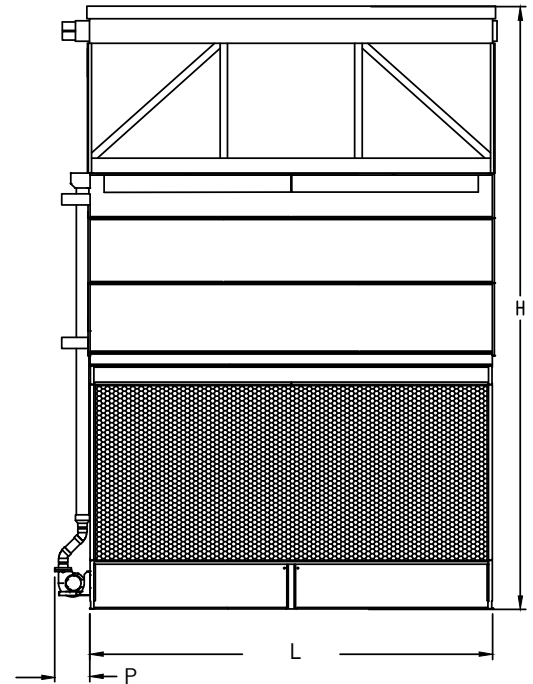
Engineering Data



Connection Side:
Models HXV-1212N and HXV-1218N



Air Intake End:
Models HXV-1212N



Air Intake End:
Models FXV-1218N




NOTES:

1. Operating weight is for the unit with the water level in the cold water basin at the overflow.
2. The actual size and number of the coil inlet and outlet connections may vary with the design flow rate. Consult unit print for dimensions.
3. Standard coil inlet and outlet connections are beveled for welding.
4. Standard make-up, drain and overflow connections are located near the bottom of the unit. Make-up connection is 1 1/2" MPT standpipe, drain is 2" FPT, and overflow is 3" FPT. Standard make-up is MPT and standard drain and overflow are FPT.

Do not use for construction. Refer to factory certified dimensions. This catalog includes data current at the time of publication, which should be reconfirmed at the time of purchase.

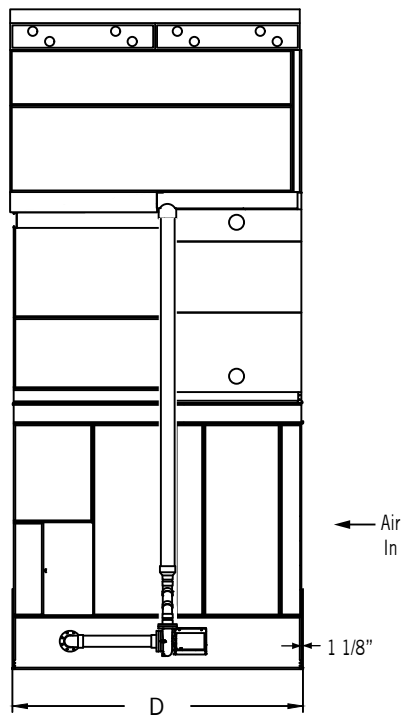


Model Number	Pump Motor HP	CFM	Approximate Weight (lbs)			Dimensions					Connection Size ^(2,4)		Spray Pump (USGPM)	Internal Coil Volume (gal)	Internal Dry Coil Volume (gal)	Riser Pipe Dia.
			Operating Weight ⁽¹⁾	Shipping Weight	Heaviest Section	L	W	H	A	P	Make-Up Water	Wet Coil				
HXV-1212N-1B23TA-x	7.5	52,570	28,260	17,810	9,720	12'-0"	11'-10"	22'-2"	9'-1"	2'-0"	1 1/2"	6	859	290	60	6"
HXV-1212N-1C16QA-x		59,200	26,240	16,490	8,050			23'-6"	10'-5"			6		190		
HXV-1212N-1C23QA-x		62,790	28,730	18,280	9,840			23'-6"	10'-5"			6		290		
HXV-1212N-1C23TA-x		62,790	28,780	18,330	9,890			23'-6"	10'-5"			6		290		
HXV-1212N-1C30TA-x		56,060	31,620	20,470	12,020			26'-5"	10'-5"			6		360		
HXV-1212N-1C32QA-x		61,320	32,280	20,930	12,490			26'-5"	10'-5"			6		380		
HXV-1212N-1C36HA-x		60,380	33,900	22,150	13,710			26'-5"	10'-5"			8		430		
HXV-1212N-1C36TA-x		60,380	33,610	21,860	13,410			26'-5"	10'-5"			6		430		
HXV-1212N-1B23TB-x		52,570	28,260	17,810	9,720			22'-2"	9'-1"			6		290		
HXV-1212N-1C16QB-x		59,200	26,240	16,490	8,050			23'-6"	10'-5"			6		190		
HXV-1212N-1C23QB-x		62,790	28,730	18,280	9,840			23'-6"	10'-5"			6		290		
HXV-1212N-1C23TB-x		62,790	28,780	18,330	9,890			23'-6"	10'-5"			6		290		
HXV-1212N-1C30TB-x		56,060	31,620	20,470	12,020			26'-5"	10'-5"			6		360		
HXV-1212N-1C32QB-x		61,320	32,280	20,930	12,490			26'-5"	10'-5"			6		380		
HXV-1212N-1C36HB-x		60,380	33,900	22,150	13,710			26'-5"	10'-5"			8		430		
HXV-1212N-1C36TB-x		60,380	33,610	21,860	13,410			26'-5"	10'-5"			6		430		
HXV-1218N-1B16QA-x	10	82,460	38,270	23,590	11,700	18'-0"	11'-10"	22'-8"	9'-7"	2'-6"	1 1/2"	6	1,300	290	80	8"
HXV-1218N-1B23QA-x		79,620	42,030	26,300	14,420			22'-8"	9'-7"			6		430		
HXV-1218N-1B23TA-x		79,620	42,090	26,350	14,470			22'-8"	9'-7"			6		430		
HXV-1218N-1B36HA-x		76,490	49,500	31,810	19,930			25'-7"	9'-7"			8		650		
HXV-1218N-1C16QA-x		114,100	38,980	24,300	11,930			24'-0"	10'-11"			6		290		
HXV-1218N-1C23QA-x		94,960	42,740	27,010	14,640			24'-0"	10'-11"			6		430		
HXV-1218N-1C23TA-x		94,960	42,800	27,060	14,690			24'-0"	10'-11"			6		430		
HXV-1218N-1C30TA-x		84,790	46,870	30,080	17,710			26'-11"	10'-11"			6		540		
HXV-1218N-1C32QA-x		92,620	47,920	30,840	18,470			26'-11"	10'-11"			6		580		
HXV-1218N-1C36HA-x		91,470	50,210	32,520	20,150			26'-11"	10'-11"			8		650		
HXV-1218N-1C36TA-x		66,180	49,390	31,700	19,330			26'-11"	10'-11"			6		650		
HXV-1218N-1B16QB-x		82,460	38,270	23,590	11,700			22'-8"	9'-7"			6		290		
HXV-1218N-1B23QB-x		79,620	42,030	26,300	14,420			22'-8"	9'-7"			6		430		
HXV-1218N-1B23TB-x		79,620	42,090	26,350	14,470			22'-8"	9'-7"			6		430		
HXV-1218N-1B36HB-x		76,490	49,500	31,810	19,930			25'-7"	9'-7"			8		650		
HXV-1218N-1C16QB-x		114,100	38,980	24,300	11,930			24'-0"	10'-11"			6		290		
HXV-1218N-1C23QB-x		94,960	42,740	27,010	14,640			24'-0"	10'-11"			6		430		
HXV-1218N-1C23TB-x		94,960	42,800	27,060	14,690			24'-0"	10'-11"			6		430		
HXV-1218N-1C30TB-x		84,790	46,870	30,080	17,710			26'-11"	10'-11"			6		540		
HXV-1218N-1C32QB-x		92,620	47,920	30,840	18,470			26'-11"	10'-11"			6		580		
HXV-1218N-1C36HB-x	91,470	50,210	32,520	20,150	26'-11"	10'-11"	8	650								
HXV-1218N-1C36TB-x	66,180	49,390	31,700	19,330	26'-11"	10'-11"	6	650								

 **NOTE:** Up-to-date engineering data, free product selection software, and more can be found at www.BaltimoreAircoil.com.

HXV Structural Support

The recommended support arrangement for HXV Hybrid Coolers consists of parallel structural members positioned as shown on the drawings. In addition to providing adequate support, the members also serve to raise the unit above any solid foundation to ensure access to the bottom of the tower. To support an HXV on columns or in an alternate arrangement not shown here, consult your local BAC Representative.



SINGLE AIR INTAKE

Model Number	D
HXV-1212N	11'-7 3/4"
HXV-1218N	11'-7 3/4"



NOTES:

1. Support members and anchor bolts shall be designed, furnished, and installed by others.
2. Design of support members and anchor bolts shall be in accordance with the strength and serviceability requirements of the applicable building code and project specifications.
3. Support members shall be level at the top.
4. Refer to the certified unit support drawing for loading and additional support requirements.
5. If vibration isolation (provided by others) is used, the isolators should be located under a structural base that complies with one of the recommended support arrangements. Contact your local BAC Representative for all other isolator configurations.