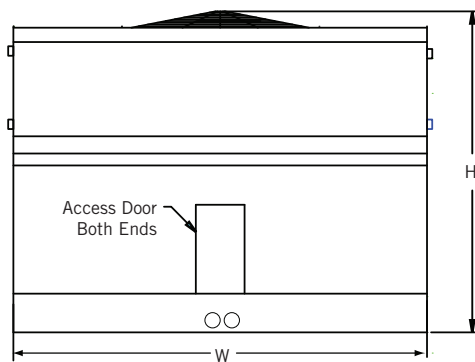
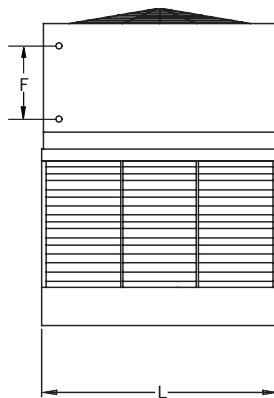


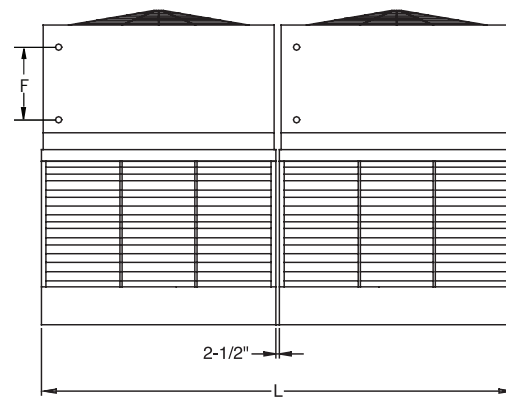
# CXVT Engineering Data



**End Elevation:**  
CXVT Units



**Side Elevation:**  
CXVT-x-1224-x and CXVT-x-1426-x



**Side Elevation:**  
CXVT-x-2424-x and CXVT-x-2826-x



## NOTES:

1. Model number denotes R-717 capacity in evaporator tons at a 96.3°F condensing temperature, a 20°F suction temperature, and a 78°F entering wet-bulb temperature.
2. R-22 tons are at a 105°F condensing temperature, a 40°F suction temperature, and a 78°F entering wet-bulb temperature.
3. Operating weight is for the unit with the water level at the overflow level and with the coil charged with R-717.
4. The R-22 operating charge is 1.93 times the R-717 charge; R-134a is 1.98 times.
5. Drain size is based on a bottom connection.
6. Coil connections also available on the end. For other refrigerants, contact your local BAC Representative for the coil connection quantity.
7. Coil inlet and outlet connections are beveled for welding.
8. Standard make-up, drain, and overflow connections are located on the bottom of the unit. Make-up connection is 1-1/2" MPT standpipe, drain is 2" FPT and overflow is 3" FPT.
9. Models shipped with an optional gear drive or low sound fan may have heights up to 10.5" greater than shown.

**Do not use for construction.** Refer to factory certified dimensions. This catalog includes data current at the time of publication, which should be reconfirmed at the time of purchase.

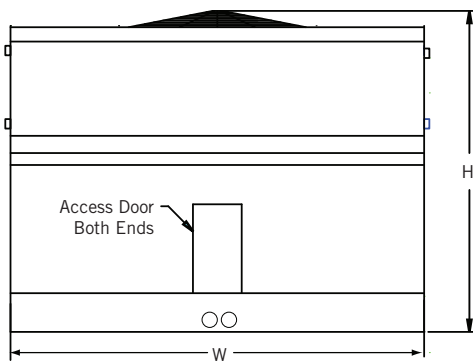


**NOTE:** Up-to-date engineering data, free product selection software, and more can be found at [www.BaltimoreAircoil.com](http://www.BaltimoreAircoil.com).

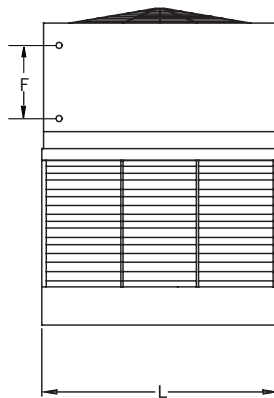
Nom. Box Size	Model Number <sup>(1)</sup>	Base Heat Rejection (MBH)	R-22 Tons <sup>(2)</sup>	Fan Motor (HP)	Airflow Rate (CFM)	Pump Motor (HP)	Spray Flow Rate (GPM)	Approximate Weight (lbs)			R-717 Operating Charge <sup>(4)</sup> (lbs)	Internal Coil Volume (ft <sup>3</sup> )	Remote Sump			W	L	F	H
								Ship Weight	Heaviest Section	Oper. Weight <sup>(3)</sup>			Drain Size <sup>(5)</sup> (in)	Volume Req. (gal)	Approx. Oper. Weight (lbs)				
12' x 24'	CXVT-617-1224-15	12,783	781	15	130,551	(2) 7.5	1,900	37,521	12,967	50,354	843	91	12	1,625	47,263	24'-1"	11'-11"	4'-4"	18'-11"
	CXVT-650-1224-20	13,463	822	20	143,690			37,521	12,967	50,354	843	91			47,263			4'-4"	18'-11"
	CXVT-676-1224-25	14,014	856	25	154,785			37,521	12,967	50,354	843	91			47,263			4'-4"	18'-11"
	CXVT-700-1224-40	14,503	886	40	182,224			34,749	12,967	47,429	704	76			44,338			3'-7"	18'-11"
	CXVT-731-1224-50	15,159	926	50	196,295			34,749	12,967	47,429	704	76			44,338			3'-7"	18'-11"
	CXVT-754-1224-60	15,624	954	60	208,594			34,749	12,967	47,429	704	76			44,338			3'-7"	18'-11"
	CXVT-778-1224-50	16,131	985	50	195,017			37,521	12,967	50,354	843	91			47,263			4'-4"	18'-11"
	CXVT-813-1224-50	16,843	1,029	50	195,580			38,779	12,967	51,612	843	91			48,521			3'-10"	18'-11"
	CXVT-843-1224-60	17,483	1,068	60	207,834			38,779	12,967	51,612	843	91			48,521			3'-10"	18'-11"
	CXVT-887-1224-60	18,386	1,123	60	203,260			47,845	14,257	60,851	1,259	136			57,760			6'-1"	20'-7"
14' x 26'	CXVT-712-1426-20	14,761	901	20	157,445	(2) 7.5	1,900	39,107	14,498	55,454	824	89	12	2,000	51,494	26'-4"	13'-11"	3'-7"	19'-1"
	CXVT-741-1426-25	15,366	938	25	169,602			39,107	14,498	55,454	824	89			51,494			3'-7"	19'-1"
	CXVT-766-1426-30	15,879	970	30	180,229			39,107	14,498	55,454	824	89			51,494			3'-7"	19'-1"
	CXVT-807-1426-40	16,723	1,021	40	198,368			39,107	14,498	55,454	824	89			51,494			3'-7"	19'-1"
	CXVT-844-1426-50	17,484	1,068	50	213,686			39,107	14,498	55,454	824	89			51,494			3'-7"	19'-1"
	CXVT-894-1426-50	18,520	1,131	50	212,485			42,385	14,498	58,916	991	107			54,956			4'-4"	19'-1"
	CXVT-933-1426-50	19,337	1,181	50	212,610			43,798	14,498	60,328	991	107			56,368			3'-10"	19'-1"
	CXVT-965-1426-60	19,999	1,221	60	225,932			43,798	14,498	60,328	991	107			56,368			3'-10"	19'-7"
	CXVT-1005-1426-75	20,838	1,273	75	243,378			43,798	14,498	60,328	991	107			56,368			3'-10"	19'-7"
	CXVT-1057-1426-75	21,914	1,338	75	238,794			54,230	16,500	70,970	1,482	160			67,010			6'-1"	21'-3"
24' x 24'	CXVT-1234-2424-30	25,577	1,562	(2) 15	261,102	(4) 7.5	3,800	75,042	12,967	100,708	1,685	182	(2) 12	3,250	94,526	24'-1"	24'-1"	4'-4"	18'-11"
	CXVT-1300-2424-40	26,945	1,644	(2) 20	287,380			75,042	12,967	100,708	1,685	182			94,526			4'-4"	18'-11"
	CXVT-1352-2424-50	28,023	1,712	(2) 25	309,571			75,042	12,967	100,708	1,685	182			94,526			4'-4"	18'-11"
	CXVT-1400-2424-80	29,017	1,772	(2) 40	364,448			69,498	12,967	94,858	1,408	152			88,676			3'-7"	18'-11"
	CXVT-1462-2424-100	30,302	1,852	(2) 50	392,590			69,498	12,967	94,858	1,408	152			88,676			3'-7"	18'-11"
	CXVT-1508-2424-120	31,256	1,908	(2) 60	417,189			69,498	12,967	94,858	1,408	152			88,676			3'-7"	18'-11"
	CXVT-1556-2424-100	32,251	1,970	(2) 50	390,035			75,042	12,967	100,708	1,685	182			94,526			4'-4"	18'-11"
	CXVT-1626-2424-100	33,702	2,058	(2) 50	391,159			77,558	12,967	103,224	1,685	182			97,042			3'-10"	18'-11"
	CXVT-1686-2424-120	34,945	2,136	(2) 60	415,669			77,558	12,967	103,224	1,685	182			97,042			3'-10"	18'-11"
	CXVT-1774-2424-120	36,769	2,246	(2) 60	406,520			95,690	14,257	121,702	2,519	272			115,520			6'-1"	20'-7"
28' x 26'	CXVT-1424-2826-40	29,515	1,802	(2) 20	314,890	(4) 7.5	3,800	78,214	14,498	110,908	1,648	178	(2) 12	4,000	102,988	26'-4"	28'-1"	3'-7"	19'-1"
	CXVT-1482-2826-50	30,717	1,876	(2) 25	339,205			78,214	14,498	110,908	1,648	178			102,988			3'-7"	19'-1"
	CXVT-1532-2826-60	31,753	1,940	(2) 30	360,459			78,214	14,498	110,908	1,648	178			102,988			3'-7"	19'-1"
	CXVT-1614-2826-80	33,453	2,042	(2) 40	396,736			78,214	14,498	110,908	1,648	178			102,988			3'-7"	19'-1"
	CXVT-1688-2826-100	34,987	2,136	(2) 50	427,371			78,214	14,498	110,908	1,648	178			102,988			3'-7"	19'-1"
	CXVT-1788-2826-100	37,059	2,262	(2) 50	424,971			84,770	14,498	117,832	1,982	214			109,912			4'-4"	19'-1"
	CXVT-1866-2826-100	38,676	2,362	(2) 50	425,221			87,596	14,498	120,656	1,982	214			112,736			3'-10"	19'-1"
	CXVT-1930-2826-120	40,002	2,442	(2) 60	451,865			87,596	14,498	120,656	1,982	214			112,736			3'-10"	19'-7"
	CXVT-2010-2826-150	41,661	2,546	(2) 75	486,756			87,596	14,498	120,656	1,982	214			112,736			3'-10"	19'-7"
	CXVT-2114-2826-150	43,816	2,676	(2) 75	477,587			108,460	16,500	141,940	2,963	320			134,020			6'-1"	21'-3"

# CXVT Engineering Data

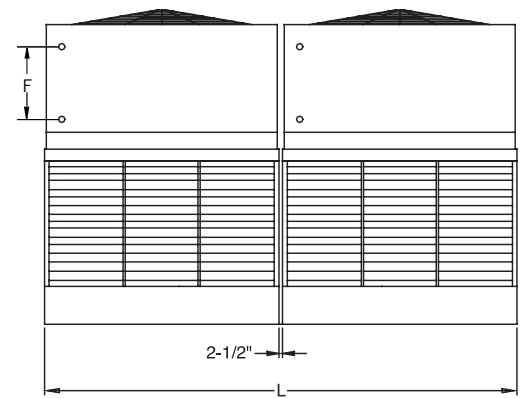
## XE Models



**End Elevation:**  
XECXVT Units



**Side Elevation:**  
XECXVTx-1224-x and XECXVTx-1426-x



**Side Elevation:**  
XECXVTx-2424-x and XECXVTx-2826-x




### NOTES:

1. Model number denotes R-717 capacity in evaporator tons at a 96.3°F condensing temperature, a 20°F suction temperature, and a 78°F entering wet-bulb temperature.
2. R-22 tons are at a 105°F condensing temperature, a 40°F suction temperature, and a 78°F entering wet-bulb temperature.
3. Operating weight is for the unit with the water level at the overflow level and with the coil charged with R-717.
4. The R-22 operating charge is 1.93 times the R-717 charge; R-134a is 1.98 times.
5. Drain size is based on a bottom connection.
6. Coil connections also available on the end. For other refrigerants, contact your local BAC Representative for the coil connection quantity.
7. Coil inlet and outlet connections are beveled for welding.
8. Standard make-up, drain, and overflow connections are located on the bottom of the unit. Make-up connection is 1-1/2" MPT standpipe, drain is 2" FPT and overflow is 3" FPT.
9. Models shipped with an optional gear drive or low sound fan may have heights up to 10.5" greater than shown.

**Do not use for construction.** Refer to factory certified dimensions. This catalog includes data current at the time of publication, which should be reconfirmed at the time of purchase.



 **NOTE:** Up-to-date engineering data, free product selection software, and more can be found at [www.BaltimoreAircoil.com](http://www.BaltimoreAircoil.com).

Nom. Box Size	Model Number <sup>(1)</sup>	Base Heat Rejection (MBH)	R-22 Tons <sup>(2)</sup>	Fan Motor (HP)	Airflow Rate (CFM)	Pump Motor (HP)	Spray Flow Rate (GPM)	Approximate Weight (lbs)			R-717 Operating Charge <sup>(4)</sup> (lbs)	Internal Coil Volume (ft <sup>3</sup> )	Remote Sump			W	L	F	H
								Ship Weight	Heaviest Section	Oper. Weight <sup>(3)</sup>			Drain Size <sup>(5)</sup> (in)	Volume Req. (gal)	Approx. Oper. Weight (lbs)				
12' x 24'	XECXVT540-1224-10	11,190	683	10	114,794	(2) 7.5	1,900	34,749	12,967	47,429	704	76	12	1,625	44,338	24'-1"	11'-11"	3'-7"	18'-11"
	XECXVT605-1224-10	12,539	766	10	114,376			38,779	12,967	51,612	843	91			48,521			3'-10"	18'-11"
	XECXVT636-1224-10	13,186	805	10	111,858			47,845	14,257	60,851	1,259	136			57,760			6'-1"	20'-7"
	XECXVT684-1224-15	14,184	866	15	128,046			47,845	14,257	60,851	1,259	136			57,760			6'-1"	20'-7"
	XECXVT721-1224-20	14,938	912	20	140,933			47,845	14,257	60,851	1,259	136			57,760			6'-1"	20'-7"
	XECXVT750-1224-25	15,550	950	25	151,815			47,845	14,257	60,851	1,259	136			57,760			6'-1"	20'-7"
	XECXVT775-1224-30	16,069	981	30	161,328			47,845	14,257	60,851	1,259	136			57,760			6'-1"	20'-7"
14' x 26'	XECXVT629-1426-10	13,030	796	10	124,964	(2) 7.5	1,900	39,107	14,498	55,454	824	89	12	2,000	51,494	26'-4"	13'-11"	3'-7"	19'-1"
	XECXVT698-1426-10	14,474	884	10	124,335			43,798	14,498	60,328	991	107			56,368			3'-10"	19'-1"
	XECXVT734-1426-10	15,221	930	10	121,993			54,230	16,500	70,970	1,482	160			67,010			6'-1"	20'-9"
	XECXVT790-1426-15	16,373	1,000	15	139,647			54,230	16,500	70,970	1,482	160			67,010			6'-1"	20'-9"
	XECXVT832-1426-20	17,244	1,053	20	153,702			54,230	16,500	70,970	1,482	160			67,010			6'-1"	20'-9"
	XECXVT866-1426-25	17,950	1,096	25	165,570			54,230	16,500	70,970	1,482	160			67,010			6'-1"	20'-9"
	XECXVT895-1426-30	18,549	1,133	30	175,945			54,230	16,500	70,970	1,482	160			67,010			6'-1"	20'-9"
	XECXVT942-1426-40	19,535	1,193	40	193,652			54,230	16,500	70,970	1,482	160			67,010			6'-1"	20'-9"
24' x 24'	XECXVT1080-2424-20	22,385	1,366	(2) 10	229,588	(4) 7.5	3,800	69,498	12,967	94,858	1,408	152	(2) 12	3,250	88,676	24'-1"	24'-1"	3'-7"	18'-11"
	XECXVT1210-2424-20	25,079	1,532	(2) 10	228,751			77,558	12,967	103,224	1,685	182			97,042			3'-10"	18'-11"
	XECXVT1272-2424-20	26,364	1,610	(2) 10	223,717			95,690	14,257	121,702	2,519	272			115,520			6'-1"	20'-7"
	XECXVT1368-2424-30	28,354	1,732	(2) 15	256,092			95,690	14,257	121,702	2,519	272			115,520			6'-1"	20'-7"
	XECXVT1442-2424-40	29,888	1,824	(2) 20	281,865			95,690	14,257	121,702	2,519	272			115,520			6'-1"	20'-7"
	XECXVT1500-2424-50	31,090	1,900	(2) 25	303,630			95,690	14,257	121,702	2,519	272			115,520			6'-1"	20'-7"
	XECXVT1550-2424-60	32,126	1,962	(2) 30	322,655			95,690	14,257	121,702	2,519	272			115,520			6'-1"	20'-7"
28' x 26'	XECXVT1258-2826-20	26,074	1,592	(2) 10	249,928	(4) 7.5	3,800	78,214	14,498	110,908	1,648	178	(2) 12	4,000	102,988	26'-4"	28'-1"	3'-7"	19'-1"
	XECXVT1396-2826-20	28,935	1,768	(2) 10	248,671			87,596	14,498	120,656	1,982	214			112,736			3'-10"	19'-1"
	XECXVT1468-2826-20	30,427	1,860	(2) 10	243,986			108,460	16,500	141,940	2,963	320			134,020			6'-1"	20'-9"
	XECXVT1580-2826-30	32,748	2,000	(2) 15	279,295			108,460	16,500	141,940	2,963	320			134,020			6'-1"	20'-9"
	XECXVT1664-2826-40	34,489	2,106	(2) 20	307,403			108,460	16,500	141,940	2,963	320			134,020			6'-1"	20'-9"
	XECXVT1732-2826-50	35,899	2,192	(2) 25	331,140			108,460	16,500	141,940	2,963	320			134,020			6'-1"	20'-9"
	XECXVT1790-2826-60	37,101	2,266	(2) 30	351,889			108,460	16,500	141,940	2,963	320			134,020			6'-1"	20'-9"
	XECXVT1884-2826-80	39,049	2,386	(2) 40	387,304			108,460	16,500	141,940	2,963	320			134,020			6'-1"	20'-9"

